

Format of Holding of Specified securities

1. Name of Listed Entity: J KUMAR INFRAPROJECTS LIMITED
2. Scrip Code/Name of Scrip/Class of Security: 532940, JKIL, EQUITY SHARES
3. Share Holding Pattern Filed under: Reg. 31(1)(a)/Reg.31(1)(b)/Reg.31(1)(c)
 - a. if under 31(1)(b) then indicate the report for quarter ending 31/12/2016
 - b. if under 31(1)(c) then indicate date of allotment/extinguishment

4. Declaration : The Listed entity is required to submit the following declaration to the extent of submission of information:

| Particulars | YES* | NO* |
|---|------|-----|
| a. Whether the Listed Entity has issued any partly paid up shares | | |
| b. Whether the Listed Entity has issued any Convertible Securities or Warrants? | | |
| c. Whether the Listed Entity has any shares against which depository receipts are issued? | | |
| d. Whether the Listed Entity has any shares in locked-in? | | |
| e. Whether any shares held by promoters are pledge or otherwise encumbered? | | |

*if the Listed Entity selects the option 'NO' for the questions above, the columns for the partly paid up shares, Outstanding Convertible Securities/Warrants, depository receipts, locked-in shares, No of shares pledged or otherwise encumbered by promoters, as applicable, shall not be displayed at the time of dissemination on the Stock Exchange website. Also wherever there is 'No' declared by Listed entity in above table the values will be considered as 'Zero' by default on submission of the format of holding of specified securities.

5 The tabular format for disclosure of holding of specified securities is as follows:




Table I - Summary Statement holding of specified securities

| Category | Category of Shareholder | No of Shareholders | No of fully paid up equity shares held | No of Partly paid-up equity shares held | No of Shares Underlying Depository Receipts | Total No of Shares Held (VII) = (IV)+(V)+(VI) | Shareholding as a % of total no of shares (As a % of (A+B+C2)) | Number of Voti |
|----------|---------------------------------|--------------------|--|---|---|---|--|-----------------|
| (I) | (II) | (III) | (IV) | (V) | (VI) | (VII) | (VIII) | Class X |
| (A) | Promoter & Promoter Group | | | | | | | |
| (B) | Public | 10 | 33245554 | 0 | 0 | 33245554 | 43.94 | 33245554 |
| (C) | Non Promoter- Non Public | 29066 | 42419952 | 0 | 0 | 42419952 | 56.06 | 42419952 |
| (C1) | Shares underlying DRs | 0 | 0 | 0 | 0 | 0 | 0 | 0 |
| (C2) | Shares held by Employees Trusts | 0 | 0 | 0 | 0 | 0 | 0 | 0 |
| | Total: | 29076 | 75665506 | 0 | 0 | 75665506 | 100.00 | 75665506 |



| Voting Rights held in each class of securities | | No of Shares Underlying Outstanding convertible securities (including Warrants) | Shareholding as a % assuming full conversion of convertible Securities (as a percentage of diluted share capital) | Number of Locked in Shares | | Number of Shares pledged or otherwise encumbered | | Number of equity shares held in dematerialized form |
|--|-------------------------|---|---|----------------------------|-----------------------------|--|-----------------------------|---|
| Class Y | Total | | | No. | As a % of total Shares held | No. | As a % of total Shares held | |
| | (IX) | (X) | (XI) | (XII) | (XIII) | (XIV) | | |
| | Total as a % of (A+B+C) | | | | | | | |
| | 0 | 33245554 | 43.94 | 0 | 0.00 | 10500000 | 31.58 | 33245554 |
| | 0 | 42419952 | 56.06 | 0 | 0.00 | NA | NA | 42419744 |
| | 0 | 0 | 0.00 | 0 | 0.00 | NA | NA | 0 |
| | 0 | 0 | 0.00 | 0 | 0.00 | NA | NA | 0 |
| | 0 | 75665506 | 100.00 | 0 | 0.00 | 10500000 | 31.58 | 75665298 |



Table II - Statement showing shareholding pattern of the Promoter and Promoter Group

| Category | Category & Name of the Shareholder | PAN | No of Shareholders | No of fully paid up equity shares held | No of Partly paid-up equity shares held | No of Shares Underlying Depository Receipts | Total No of Shares Held (IV+V+VI) | Shareholding as a % of total no of shares (calculated as per SCRR, 1957 (VIII) As a % of (A+B+C2) | Number of Voti |
|----------|---|------------|--------------------|--|---|---|-----------------------------------|---|----------------|
| | (i) | (ii) | (iii) | (iv) | (v) | (vi) | (vii) | (viii) | Class X |
| (1) | Indian | | | | | | | | |
| (a) | Individuals/Hindu undivided Family | | | | | | | | |
| | SHALINI NALIN GUPTA | AAAPR5978E | 6 | 23656910 | 0 | 0 | 23656910 | 31.27 | 23656910 |
| | JAGDISHKUMAR MADANIL GUPTA | AACPG2753N | 1 | 2101820 | 0 | 0 | 2101820 | 2.78 | 2101820 |
| | KAMAL JAGDISH GUPTA | AAEPG9892N | 1 | 10883050 | 0 | 0 | 10883050 | 14.38 | 10883050 |
| | NALIN JAGDISH GUPTA | AAEPG9920B | 1 | 29250000 | 0 | 0 | 29250000 | 3.87 | 29250000 |
| | KUSUM JAGDISH GUPTA | AAEPG9952H | 1 | 29040000 | 0 | 0 | 29040000 | 3.84 | 29040000 |
| | SOMAL KAMAL GUPTA | ADTPG0353J | 1 | 2854020 | 0 | 0 | 2854020 | 3.77 | 2854020 |
| (b) | Central Government/State Government(s) | | 1 | 1989020 | 0 | 0 | 1989020 | 2.63 | 1989020 |
| (c) | Financial Institutions/Banks | | 0 | 0 | 0 | 0 | 0 | 0.00 | 0 |
| (d) | Any Other | | 0 | 0 | 0 | 0 | 0 | 0.00 | 0 |
| | J KUMAR SOFTWARE SYSTEMS PRIVATE LIMITED | AAACB6239J | 4 | 9588644 | 0 | 0 | 9588644 | 12.67 | 9588644 |
| | J KUMAR MINERALS AND MINES INDIA PRIVATE LTD | AAACC1212A | 2 | 6591954 | 0 | 0 | 6591954 | 8.71 | 6591954 |
| | Sub-Total (A)(1) | | 2 | 2996690 | 0 | 0 | 2996690 | 3.96 | 2996690 |
| | Foreign | | 10 | 33245554 | 0 | 0 | 33245554 | 43.94 | 33245554 |
| (2) | Individuals (Non-Resident Individuals/Foreign Individuals) | | 0 | 0 | 0 | 0 | 0 | 0.00 | 0 |
| (a) | Government | | 0 | 0 | 0 | 0 | 0 | 0.00 | 0 |
| (b) | Institutions | | 0 | 0 | 0 | 0 | 0 | 0.00 | 0 |
| (c) | Foreign Portfolio Investor | | 0 | 0 | 0 | 0 | 0 | 0.00 | 0 |
| (d) | Any Other | | 0 | 0 | 0 | 0 | 0 | 0.00 | 0 |
| (e) | Sub-Total (A)(2) | | 0 | 0 | 0 | 0 | 0 | 0.00 | 0 |
| | Total Shareholding of Promoter and Promoter Group (A)=(A)(1)+(A)(2) | | 10 | 33245554 | 0 | 0 | 33245554 | 43.94 | 33245554 |



| Voting Rights held in each class of securities | | No of Shares Underlying Outstanding convertible securities (including Warrants) | | Shareholding as a % assuming full conversion of convertible Securities (as a percentage of diluted share capital) (VII)+(X) As a % of (A+B+C2) | | Number of Locked in Shares | | Number of Shares pledged or otherwise encumbered | | Number of equity shares held in dematerialized form | |
|--|----------|---|-----|--|-----------------------------|----------------------------|-----------------------------|--|-----------------------------|---|-----------------------------|
| Class Y | Total | Total as a % of (A+B+C) | | No. | As a % of total Shares held | No. | As a % of total Shares held | No. | As a % of total Shares held | No. | As a % of total Shares held |
| | | (IX) | (X) | | | | | | | | |
| 0 | 23656910 | 31.27 | 0 | 31.27 | 0.00 | 10500000 | 0.00 | 44.38 | 23656910 | 0 | 0.00 |
| 0 | 2101820 | 2.78 | 0 | 2.78 | 0.00 | 0 | 0.00 | 0.00 | 2101820 | 0 | 0.00 |
| 0 | 10883050 | 14.38 | 0 | 14.38 | 0.00 | 6500000 | 0.00 | 59.73 | 10883050 | 0 | 0.00 |
| 0 | 2925000 | 3.87 | 0 | 3.87 | 0.00 | 2000000 | 0.00 | 68.38 | 2925000 | 0 | 0.00 |
| 0 | 2904000 | 3.84 | 0 | 3.84 | 0.00 | 2000000 | 0.00 | 68.87 | 2904000 | 0 | 0.00 |
| 0 | 2854020 | 3.77 | 0 | 3.77 | 0.00 | 0 | 0.00 | 0.00 | 2854020 | 0 | 0.00 |
| 0 | 1989020 | 2.63 | 0 | 2.63 | 0.00 | 0 | 0.00 | 0.00 | 1989020 | 0 | 0.00 |
| 0 | 0 | 0.00 | 0 | 0.00 | 0.00 | 0 | 0.00 | 0.00 | 0 | 0 | 0.00 |
| 0 | 9588644 | 12.67 | 0 | 12.67 | 0.00 | 0 | 0.00 | 0.00 | 9588644 | 0 | 0.00 |
| 0 | 6591954 | 8.71 | 0 | 8.71 | 0.00 | 0 | 0.00 | 0.00 | 6591954 | 0 | 0.00 |
| 0 | 2996690 | 3.96 | 0 | 3.96 | 0.00 | 0 | 0.00 | 0.00 | 2996690 | 0 | 0.00 |
| 0 | 33245554 | 43.94 | 0 | 43.94 | 0.00 | 10500000 | 0.00 | 31.58 | 33245554 | 0 | 0.00 |
| 0 | 0 | 0.00 | 0 | 0.00 | 0.00 | 0 | 0.00 | 0.00 | 0 | 0 | 0.00 |
| 0 | 0 | 0.00 | 0 | 0.00 | 0.00 | 0 | 0.00 | 0.00 | 0 | 0 | 0.00 |
| 0 | 0 | 0.00 | 0 | 0.00 | 0.00 | 0 | 0.00 | 0.00 | 0 | 0 | 0.00 |
| 0 | 0 | 0.00 | 0 | 0.00 | 0.00 | 0 | 0.00 | 0.00 | 0 | 0 | 0.00 |
| 0 | 0 | 0.00 | 0 | 0.00 | 0.00 | 0 | 0.00 | 0.00 | 0 | 0 | 0.00 |
| 0 | 33245554 | 43.94 | 0 | 43.94 | 0.00 | 10500000 | 0.00 | 31.58 | 33245554 | 0 | 0.00 |




Table III - Statement showing shareholding pattern of the Public shareholder

| Category | Category & Name of the Shareholder | PAN | No of Shareholders | No of fully paid up equity shares held | No of Partly paid-up equity shares held | No of Shares Underlying Depository Receipts | Total No of Shares Held (IV+V+VI) | Shareholding as a % of total no of shares (A+B+C) | Number of Voti |
|----------|--|------------|--------------------|--|---|---|-----------------------------------|---|----------------|
| | (I) | (II) | (III) | (IV) | (V) | (VI) | (VII) | (VIII) | Class X |
| (1) | Institutions | | | | | | | | |
| (a) | Mutual Funds | | | | | | | | |
| | DSP BLACKROCK OPPORTUNITIES FUND | AAAJD04308 | 31 | 7469463 | 0 | 0 | 7469463 | 9.87 | 7469463 |
| | BIRLA SUN LIFE TRUSTEE COMPANY PRIVATE LIMITED A/AAATB0102C | | 2 | 982474 | 0 | 0 | 982474 | 1.30 | 982474 |
| | HDFC TRUSTEE COMPANY LIMITED - HDFC CAPITAL BUILL/AAATH1809A | | 18 | 1903163 | 0 | 0 | 1903163 | 2.52 | 1903163 |
| | UTI-MID CAP FUND | AAATU1088L | 2 | 2024665 | 0 | 0 | 2024665 | 2.68 | 2024665 |
| (b) | Venture Capital Funds | | | | | | | | |
| | Alternate Investment Funds | | 0 | 1643192 | 0 | 0 | 1643192 | 2.17 | 1643192 |
| (c) | Foreign Venture Capital Investors | | 0 | 0 | 0 | 0 | 0 | 0.00 | 0 |
| (d) | Foreign Portfolio Investors | | 0 | 0 | 0 | 0 | 0 | 0.00 | 0 |
| (e) | FULLERTON LUX FUNDS - ASIAN SMALL CAP EQUITIES | AAAFA3323J | 41 | 16940118 | 0 | 0 | 16940118 | 22.39 | 16940118 |
| | AMERICAN FUNDS INSURANCE SERIES GLDBAL SMALL C/AAATA5708K | | 1 | 2095984 | 0 | 0 | 2095984 | 2.77 | 2095984 |
| | SMALL-CAP WORLD FUND, INC | AABCS3581L | 1 | 2901000 | 0 | 0 | 2901000 | 3.83 | 2901000 |
| | BLACKROCK GLOBAL FUNDS ASIAN DRAGON FUND | AACCM3443L | 1 | 4092000 | 0 | 0 | 4092000 | 5.41 | 4092000 |
| | GOLDMAN SACHS 5 INDIA LIMITED | AADCG0260C | 1 | 1483409 | 0 | 0 | 1483409 | 1.96 | 1483409 |
| (f) | Financial Institutions/Banks | | | | | | | | |
| | Insurance Companies | | 2 | 2699824 | 0 | 0 | 2699824 | 3.57 | 2699824 |
| (g) | Provident Funds/pension Funds | | 4 | 120527 | 0 | 0 | 120527 | 0.16 | 120527 |
| (h) | Any Other | | 0 | 609475 | 0 | 0 | 609475 | 0.81 | 609475 |
| (i) | FOREIGN NATIONALS | | 0 | 0 | 0 | 0 | 0 | 0.00 | 0 |
| | Sub Total (B)(1) | | 1 | 950 | 0 | 0 | 950 | 0.00 | 950 |
| (2) | Central Government/State Government(s)/President of India | | 79 | 25140533 | 0 | 0 | 25140533 | 33.23 | 25140533 |
| | Sub Total (B)(2) | | 0 | 0 | 0 | 0 | 0 | 0.00 | 0 |
| (3) | Non-Institutions | | 0 | 0 | 0 | 0 | 0 | 0.00 | 0 |
| (a) | i. Individual shareholders holding nominal share capital up to Rs.2 lakhs | | 27476 | 9492433 | 0 | 0 | 9492433 | 12.55 | 9492433 |
| | ii. Individual shareholders holding nominal share capital in excess of Rs. 2 lakhs | | 15 | 2137597 | 0 | 0 | 2137597 | 2.83 | 2137597 |
| | MUKUL AGRAWAL | AAAPF7724D | 1 | 1000000 | 0 | 0 | 1000000 | 1.32 | 1000000 |
| (b) | NBFCs Registered with RBI | | 8 | 330209 | 0 | 0 | 330209 | 0.44 | 330209 |
| (c) | Employee Trusts | | 0 | 0 | 0 | 0 | 0 | 0.00 | 0 |
| (d) | Overseas Depositories (Holding DRs)(Balancing figure) | | 0 | 0 | 0 | 0 | 0 | 0.00 | 0 |
| (e) | Any Other | | 0 | 0 | 0 | 0 | 0 | 0.00 | 0 |
| | TRUSTS | | 1 | 21327 | 0 | 0 | 21327 | 0.03 | 21327 |
| | NON RESIDENT INDIANS | | 550 | 629570 | 0 | 0 | 629570 | 0.83 | 629570 |
| | CLEARING MEMBERS | | 147 | 137625 | 0 | 0 | 137625 | 0.18 | 137625 |
| | NRI, NON-REPATRIATION | | 117 | 179389 | 0 | 0 | 179389 | 0.24 | 179389 |
| | BODIES CORPORATES | | 673 | 4351269 | 0 | 0 | 4351269 | 5.75 | 4351269 |
| | GRYFFIN ADVISORY SERVICES PRIVATE LIMITED | AAFCM9591G | 1 | 1074593 | 0 | 0 | 1074593 | 1.42 | 1074593 |
| | Sub Total (B)(3) | | 28987 | 17279419 | 0 | 0 | 17279419 | 22.84 | 17279419 |
| | Total Public Shareholding (B) = (B)(1)+(B)(2)+(B)(3) | | 29066 | 42419952 | 0 | 0 | 42419952 | 56.06 | 42419952 |



| Voting Rights held in each class of securities | | No of Shares Underlying (Outstanding convertible securities (Including Warrants)) | | Shareholding as a % assuming full conversion of convertible Securities (as a percentage of diluted share capital) | | Number of Locked in Shares | | Number of Shares pledged or otherwise encumbered | | Number of equity shares held in dematerialized form | |
|--|----------|---|------|---|-----------------------------|----------------------------|-----------------------------|--|-----------------------------|---|-----------------------------|
| Class Y | Total | Total as a % of (A+B+C) | | No. | As a % of total Shares held | No. | As a % of total Shares held | No. | As a % of total Shares held | No. | As a % of total Shares held |
| | | (X) | (XI) | | | | | | | | |
| 0 | 7469463 | 9.87 | 0 | 9.87 | 0.00 | NA | NA | 7469463 | NA | NA | 7469463 |
| 0 | 982474 | 1.30 | 0 | 1.30 | 0.00 | NA | NA | 982474 | NA | NA | 982474 |
| 0 | 1903163 | 2.52 | 0 | 2.52 | 0.00 | NA | NA | 1903163 | NA | NA | 1903163 |
| 0 | 2024665 | 2.68 | 0 | 2.68 | 0.00 | NA | NA | 2024665 | NA | NA | 2024665 |
| 0 | 1643192 | 2.17 | 0 | 2.17 | 0.00 | NA | NA | 1643192 | NA | NA | 1643192 |
| 0 | 0 | 0.00 | 0 | 0.00 | 0.00 | NA | NA | 0 | NA | NA | 0 |
| 0 | 0 | 0.00 | 0 | 0.00 | 0.00 | NA | NA | 0 | NA | NA | 0 |
| 0 | 16940118 | 22.39 | 0 | 22.39 | 0.00 | NA | NA | 16940118 | NA | NA | 16940118 |
| 0 | 2095984 | 2.77 | 0 | 2.77 | 0.00 | NA | NA | 2095984 | NA | NA | 2095984 |
| 0 | 2901000 | 3.83 | 0 | 3.83 | 0.00 | NA | NA | 2901000 | NA | NA | 2901000 |
| 0 | 4092000 | 5.41 | 0 | 5.41 | 0.00 | NA | NA | 4092000 | NA | NA | 4092000 |
| 0 | 1483409 | 1.96 | 0 | 1.96 | 0.00 | NA | NA | 1483409 | NA | NA | 1483409 |
| 0 | 2699824 | 3.57 | 0 | 3.57 | 0.00 | NA | NA | 2699824 | NA | NA | 2699824 |
| 0 | 120527 | 0.16 | 0 | 0.16 | 0.00 | NA | NA | 120527 | NA | NA | 120527 |
| 0 | 609475 | 0.81 | 0 | 0.81 | 0.00 | NA | NA | 609475 | NA | NA | 609475 |
| 0 | 0 | 0.00 | 0 | 0.00 | 0.00 | NA | NA | 0 | NA | NA | 0 |
| 0 | 950 | 0.00 | 0 | 0.00 | 0.00 | NA | NA | 950 | NA | NA | 950 |
| 0 | 25140533 | 33.23 | 0 | 33.23 | 0.00 | NA | NA | 25140533 | NA | NA | 25140533 |
| 0 | 0 | 0.00 | 0 | 0.00 | 0.00 | NA | NA | 0 | NA | NA | 0 |
| 0 | 0 | 0.00 | 0 | 0.00 | 0.00 | NA | NA | 0 | NA | NA | 0 |
| 0 | 9492433 | 12.55 | 0 | 12.55 | 0.00 | NA | NA | 9492433 | NA | NA | 9492433 |
| 0 | 2137597 | 2.83 | 0 | 2.83 | 0.00 | NA | NA | 2137597 | NA | NA | 2137597 |
| 0 | 1000000 | 1.32 | 0 | 1.32 | 0.00 | NA | NA | 1000000 | NA | NA | 1000000 |
| 0 | 330209 | 0.44 | 0 | 0.44 | 0.00 | NA | NA | 330209 | NA | NA | 330209 |
| 0 | 0 | 0.00 | 0 | 0.00 | 0.00 | NA | NA | 0 | NA | NA | 0 |
| 0 | 0 | 0.00 | 0 | 0.00 | 0.00 | NA | NA | 0 | NA | NA | 0 |
| 0 | 21327 | 0.03 | 0 | 0.03 | 0.00 | NA | NA | 21327 | NA | NA | 21327 |
| 0 | 629570 | 0.83 | 0 | 0.83 | 0.00 | NA | NA | 629570 | NA | NA | 629570 |
| 0 | 137625 | 0.18 | 0 | 0.18 | 0.00 | NA | NA | 137625 | NA | NA | 137625 |
| 0 | 179389 | 0.24 | 0 | 0.24 | 0.00 | NA | NA | 179389 | NA | NA | 179389 |
| 0 | 4351269 | 5.75 | 0 | 5.75 | 0.00 | NA | NA | 4351269 | NA | NA | 4351269 |
| 0 | 1074593 | 1.42 | 0 | 1.42 | 0.00 | NA | NA | 1074593 | NA | NA | 1074593 |
| 0 | 17279419 | 22.84 | 0 | 22.84 | 0.00 | NA | NA | 17279419 | NA | NA | 17279419 |
| 0 | 42419952 | 56.06 | 0 | 56.06 | 0.00 | NA | NA | 42419952 | NA | NA | 42419952 |






Table IV - Statement showing shareholding pattern of the Non Promoter - Non Public Shareholder


| Category | Category & Name of the Shareholder | PAN | No of Shareholders | No of fully paid up equity shares held | No of Partly paid-up equity shares held | No of Shares Underlying Depository Receipts | Total No of Shares Held (IV+V+VI) | Shareholding as a % of total no of shares (A+B+C2) |
|----------|--|------|--------------------|--|---|---|-----------------------------------|--|
| (1) | (I) | | | | | | | |
| (2) | (II) Custodian/DR Holder | (II) | (III) | (IV) | (V) | (VI) | (VII) | (VIII) |
| | Employee Benefit Trust (under SEBI(Share based Employee Benefit) Regul | | 0 | 0 | 0 | 0 | 0 | 0.00 |
| | | | 0 | 0 | 0 | 0 | 0 | 0.00 |
| | Total Non-Promoter-Non Public Shareholding (C) = (C)(1)+(C)(2) | | 0 | 0 | 0 | 0 | 0 | 0.00 |



| Number of Voting Rights held in each class of securities | | | No of Shares Underlying Outstanding convertible securities (Including Warrants) | Shareholding as a % assuming full conversion of convertible Securities (as a percentage of diluted share capital) | Number of Locked in Shares | | Number of Shares pledged or otherwise encumbered | | Number of equity shares held in dematerialized form |
|--|---------|-------|---|---|----------------------------|-----------------------------|--|-----------------------------|---|
| Class X | Class Y | Total | | | No. | As a % of total Shares held | No. | As a % of total Shares held | |
| No of Voting Rights | | | | | | | | | |
| Total as a % of (A+B+C) | | | | | | | | | |
| | | (IX) | (X) | (XI) | (XII) | | (XIII) | (XIV) | |
| 0 | 0 | 0 | 0 | 0.00 | 0 | 0.00 | NA | 0 | 0 |
| 0 | 0 | 0 | 0 | 0.00 | 0 | 0.00 | NA | 0 | 0 |
| 0 | 0 | 0 | 0 | 0.00 | 0 | 0.00 | NA | 0 | 0 |
| | | | | | | | | | |
| | | | | 0.00 | 0 | 0.00 | | | 0 |



| Details of the shareholders acting as persons in Concert including their Shareholding: | | | |
|--|-------------|--------------|----------|
| Name of Shareholder | Name of PAC | No of shares | Holding% |
| | | | |
| Total: | | 0 | 0 |



| Details of Shares which remain unclaimed may be given hear along with details such as number of shareholders, | |
|---|--------------|
| No of Shareholders | No of shares |
| 17 | 3986 |

