

# J. Kumar Infraprojects Ltd.

CIN No. L74210MH1999PLC122886

We dream ... So we achieve...

Regd. Off.: 16-A, Andheri Industrial Estate, Veera Desai Road, Andheri (W), Mumbai - 400053. INDIA  
Ph.: +91-22-6774 3555. Fax : 91-22-2673 0814. E-mail : info@jkumar.com Website: www.jkumar.com




**J. Kumar**

ISO 9001:2008  
ISO 14001:2004  
OHSAS 18001:2007

## Statement of Unaudited Results for the Quarter ended 30/06/2014

(Rs. In Lacs)

| Sl. No.   | Particulars  | 3 months ended (30/06/2014) | Preceding 3 months ended (31/03/2014) | Corresponding 3 months ended (30/06/2013) in the previous year | Year Ended (31/03/2014) |
|-----------|--|-----------------------------|---------------------------------------|--|-------------------------|
|           |  | Unaudited                   | (Audited)                             | (Unaudited)  | (Audited)               |
| <b>1</b>  | <b>Income from operations</b>  |                             |                                       |  |                         |
|           | (a) Net sales/income from operations (Net of excise duty)  | 33,301.64                   | 44,974.95                             | 21,921.49  | 1,16,887.70             |
|           | (b) Other Operating income   | 353.11                      | 496.81                                | 552.63   | 1,790.19                |
|           | <b>Total income from operations (net)</b>  | <b>33,654.75</b>            | <b>45,471.76</b>                      | <b>22,474.12</b>   | <b>1,18,677.89</b>      |
| <b>2</b>  | <b>Expenses</b>  |                             |                                       |  |                         |
|           | (a) Cost of materials consumed   | 19,666.41                   | 33,925.30                             | 15,332.61  | 80,088.17               |
|           | (b) Changes in inventories of finished goods, work-in-progress and stock-in-trade  | 1,005.00                    | (5,581.11)                            | (2,535.00)   | (11,885.07)             |
|           | (c) Employee benefits expense  | 1,638.85                    | 2,065.60                              | 1,660.91   | 7,730.30                |
|           | (d) Labour Charges   | 2,847.23                    | 3,839.35                              | 1,877.80   | 11,609.85               |
|           | (e) Depreciation and amortisation expense  | 1,012.24                    | 1,122.68                              | 710.79   | 3,476.02                |
|           | (f) Other expenses (Any item exceeding 10% of the total expenses relating to continuing operations to be shown separately) | 2,434.49                    | 3,932.45                              | 2,222.26   | 10,552.66               |
|           | <b>Total Expenses</b>  | <b>28,604.22</b>            | <b>39,304.27</b>                      | <b>19,269.37</b>   | <b>1,01,571.93</b>      |
| <b>3</b>  | <b>Profit / (Loss) from operations before other income, finance costs and exceptional items (1-2)</b>                      | <b>5,050.53</b>             | <b>6,167.49</b>                       | <b>3,204.75</b>  | <b>17,105.96</b>        |
| <b>4</b>  | <b>Other income</b>  | <b>246.69</b>               | <b>436.17</b>                         | <b>192.68</b>  | <b>1,081.27</b>         |
| <b>5</b>  | <b>Profit / (Loss) from ordinary activities before finance costs and exceptional items (3 + 4)</b>                         | <b>5,297.22</b>             | <b>6,603.66</b>                       | <b>3,397.43</b>  | <b>18,187.23</b>        |
| <b>6</b>  | <b>Finance costs</b>   | <b>1,776.10</b>             | <b>1,826.85</b>                       | <b>966.38</b>  | <b>5,763.72</b>         |
| <b>7</b>  | <b>Profit / (Loss) from ordinary activities after finance costs but before exceptional items (5 - 6)</b>                   | <b>3,521.12</b>             | <b>4,776.82</b>                       | <b>2,431.05</b>  | <b>12,423.51</b>        |
| <b>8</b>  | <b>Exceptional items</b>   | -                           | -                                     | -  | -                       |
| <b>9</b>  | <b>Profit / (Loss) from ordinary activities before tax (7 + 8)</b>   | <b>3,521.12</b>             | <b>4,776.82</b>                       | <b>2,431.05</b>  | <b>12,423.51</b>        |
| <b>10</b> | <b>Tax expense</b>   | <b>1,228.00</b>             | <b>1,647.31</b>                       | <b>827.69</b>  | <b>4,018.26</b>         |
| <b>11</b> | <b>Net Profit / (Loss) from ordinary activities after tax (9 - 10)</b>   | <b>2,293.12</b>             | <b>3,129.52</b>                       | <b>1,603.36</b>  | <b>8,405.25</b>         |
| <b>12</b> | <b>Extraordinary items (net of tax expense)</b>  | -                           | -                                     | -  | -                       |
| <b>13</b> | <b>Net Profit / (Loss) for the period (11 + 12)</b>  | <b>2,293.12</b>             | <b>3,129.52</b>                       | <b>1,603.36</b>  | <b>8,405.25</b>         |
| <b>14</b> | <b>Share of profit / (loss) of associates*</b>   | -                           | -                                     | -  | -                       |
| <b>15</b> | <b>Minority interest *</b>   | -                           | -                                     | -  | -                       |
| <b>16</b> | <b>Net Profit / (Loss) after taxes, minority interest and share of profit / (loss) of associates (13 + 14 + 15) *</b>      | <b>2,293.12</b>             | <b>3,129.52</b>                       | <b>1,603.36</b>  | <b>8,405.25</b>         |



# J. Kumar Infraprojects Ltd.

CIN No. L74914MH199700018422806

We dream ... So we achieve...


Regd. Off.: 16-A, Andheri Industrial Estate, Veera Desai Road, Andheri (W), Mumbai - 400053. INDIA  
Ph.: +91-22-6774 3555. Fax : 91-22-2673 0814. E-mail : info@jkumar.com Website: www.jkumar.com



**J. Kumar**

ISO 9001:2008  
ISO 14001:2004  
OHSAS 18001:2007

|          |  |             |             |             |             |
|----------|--|-------------|-------------|-------------|-------------|
| 17       | Paid-up equity share capital (Face Value of Rs.10/- each per share)                          | 2,780.12    | 2,780.12    | 2,780.12    | 2,780.12    |
| 18       | Reserve excluding Revaluation Reserves as per balance sheet of previous accounting year      | -           | -           | -           | 54,748.63   |
| 19.i     | Earnings per share (before extraordinary items) (of Rs./ Per share (not annualised):         |             |             |             |             |
|          | (a) Basic (in Rs./per Share)   | 8.25        | 11.26       | 5.77        | 30.23       |
|          | (b) Diluted (in Rs./per Share)   | 8.25        | 11.26       | 5.77        | 30.23       |
| 19.ii    | Earnings per share (after extraordinary items) (of Rs. / Per share) (not annualised):        |             |             |             |             |
|          | (a) Basic (in Rs./per Share)   | 8.25        | 11.26       | 5.77        | 30.23       |
|          | (b) Diluted (in Rs./per Share)   | 8.25        | 11.26       | 5.77        | 30.23       |
| <b>A</b> | <b>PARTICULARS OF SHAREHOLDING</b>   |             |             |             |             |
| <b>1</b> | <b>Public shareholding</b>   |             |             |             |             |
|          | - Number of shares   | 1,13,53,318 | 1,18,57,178 | 1,19,07,178 | 1,18,57,178 |
|          | - Percentage of shareholding   | 40.84%      | 42.65%      | 42.83%      | 42.65%      |
| <b>2</b> | <b>Promoters and Promoter Group Shareholding</b><br>**                                       |             |             |             |             |
|          | a) Pledged / Encumbered  |             |             |             |             |
|          | - Number of shares   | 40,00,000   | 40,00,000   | 40,00,000   | 40,00,000   |
|          | - Percentage of shares (as a % of the total shareholding of promoter and promoter group)     | 24.32%      | 25.09%      | 25.17%      | 25.09%      |
|          | - Percentage of shares (as a % of the total share capital of the company)                    | 14.39%      | 14.39%      | 14.39%      | 14.39%      |
|          | b) Non - encumbered  |             |             |             |             |
|          | - Number of shares   | 1,24,47,887 | 1,19,44,027 | 1,18,94,027 | 1,19,44,027 |
|          | - Percentage of shares (as a % of the total shareholding of the Promoter and Promoter group) | 75.68%      | 74.91%      | 74.83%      | 74.91%      |
|          | Percentage of shares (as a of the total share capital of the company)                        | 44.77%      | 42.96%      | 42.78%      | 42.96%      |
|          |  |             |             |             |             |
|          |  |             |             |             |             |




# J. Kumar Infraprojects Ltd.

CIN No. L74210MH1999PLC122886

We dream ... So we achieve...

Regd. Off.: 16-A, Andheri Industrial Estate, Veera Desai Road, Andheri (W), Mumbai - 400053, INDIA  
Ph.: +91-22-6774 3555. Fax : 91-22-2673 0814. E-mail : info@jkumar.com Website: www.jkumar.com



**J. Kumar**

ISO 9001:2008  
ISO 14001:2004  
OHSAS 18001:2007

## B INVESTOR COMPLAINTS


| Particulars                             | 3 months ended<br>(30/06/2014) |
|---|--------------------------------|
| Pending at the beginning of the quarter | Nil                            |
| Received during the quarter             | 1                              |
| Disposed of during the quarter          | 1                              |
| Remaining unresolved at the end of the  | Nil                            |

### NOTES:-

1. The above results have been Reviewed by the Audit Committee and thereafter approved by the Board of Directors at its meeting held on Tuesday, 22nd July 2014.
2. The results of the quarter ended 30th June, 2014 have been subjected to a "Limited Review" by the Statutory Auditors of The Company.
3. The Company has closed Qualified Institutional Placement of 44,25,000 shares on July 18, 2014 and allotment of shares to the Investors is in the process.
4. During the Quarter, the Company has revised depreciation rate on certain fixed assets as per the useful life specified in the Companies Act, 2013 or re-assessed by the Company. Based on current estimates, depreciation of Rs.44.87 Lacs on account of assets whose useful life is already exhausted as on 01/04/2014 and deferred tax Rs.15.25 Lacs thereon have been adjusted to General reserves. Had there not been change in useful life of assets, depreciation for the quarter would have been higher by Rs.234.61 Lacs.
5. Provision for Tax includes Current Tax and Deferred Tax.
6. The company has a single business segment namely Construction.
7. The figures for the previous period have been re-grouped and/or rearranged wherever considered necessary.

For J. Kumar Infraprojects Limited

Jagdish Kumar M. Gupta  
Chairman cum Managing Director  
Date: 22nd July, 2014  
Place: Mumbai





# Gupta Saharia & Co.

Auditor's Report On Quarterly Financial Results and Year to Date Results of the Company Pursuant to the Clause 41 of the Listing Agreement

To  
Board of Directors,


J. Kumar Infraprojects limited.

We have reviewed the accompanying statement of unaudited financial results of J. Kumar Infraprojects Ltd for the quarter ended and year to date as on 30<sup>th</sup> June, 2014, except for the disclosures regarding 'Public Shareholding' and 'Promoter and Promoter Group Shareholding' which have been traced from disclosures made by the Management but have neither been reviewed nor been audited by us. This statement is the responsibility of the Company's Management and has been approved by the Board of Directors. Our responsibility is to issue a report on these financial results based on our review.

We conducted our review in accordance with the Standard on Review Engagement (SRE) 2400, Engagements to Review Financial Statements issued by the Institute of Chartered Accountants of India. This standard requires that we plan and perform the review to obtain moderate assurance as to whether the financial statements are free of material misstatement. A review is limited primarily to inquiries of company personnel and analytical procedures applied to financial data and thus provides less assurance than an audit. We have not performed an audit and accordingly, we do not express an audit opinion. We have only traced the disclosures regarding 'Public Shareholding' and 'Promoter and Promoter Group Shareholding' in the Statement from the disclosures made by the management and are, therefore, not expressing a review opinion thereon.

Based on our review conducted as above, nothing has come to our attention that causes us to believe that the accompanying statement of unaudited financial results, prepared in accordance with applicable Accounting Standards notified pursuant to the Companies (Accounting Standards) Rules, 2006 as per Section 211 (3C) of the Companies Act, 1956 and other recognized accounting practices and policies, has not disclosed the information required to be disclosed in terms of Clause 41 of the Listing Agreement including the manner in which it is to be disclosed, or that it contains any material misstatement.

For Gupta Saharia & Co.  
Chartered Accountants  
Firm Reg.No.103446W

  
Pawan Gupta  
Partner  
Membership No: 071471  
Place: Mumbai  
Date: 22<sup>nd</sup> July, 2014.

