

# J. Kumar Infraprojects Ltd.

We dream ... So we achieve...

Regd. Off.: 16-A, Andheri Industrial Estate, Veera Desai Road, Andheri (W), Mumbai - 400053. INDIA  
Ph.: +91-22-6774 3555. Fax+91-22-2673 0814. E-mail : info@jkumar.com Website : www.jkumar.com  
CIN No. : L74210MH1999PLC122886



**J. Kumar**

ISO 9001:2015  
ISO 14001:2015  
OHSAS 18001:2007

09<sup>th</sup> February 2021

The General Manager  
Department of Corporate Services  
Bombay Stock Exchange Ltd  
Mumbai Samachar Marg  
Mumbai - 400 001  
Fax: 2272 2037 / 39 /41/61

The Listing Department  
National Stock Exchange of India Ltd  
Exchange Plaza, Plot No.C/1, G- Block  
Bandra- Kurla Complex, Bandra East  
Mumbai-400 051  
Fax No.26598237/8238

**Scrip Code: JKIL/532940**


Please find enclosed herewith the Investor Release for Unaudited Financial Statements for the quarter and nine month ended December 31<sup>st</sup>, 2020.

We would request you to please take note of the same.

Yours faithfully,

For J. Kumar Infraprojects Ltd

*Poornima*  
Poornima Reddy  
Company Secretary



**Investor Release**

**J. Kumar Infraprojects Limited Q3 FY21 Results Release**

**Revenue from Operations for Q3 FY21 grew by 3% Y-O-Y to ₹ 8,162 mn**

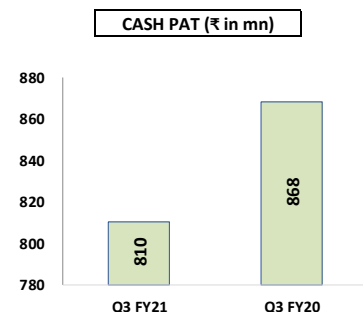
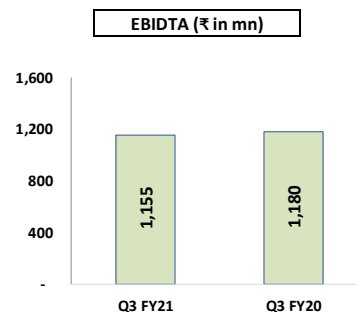
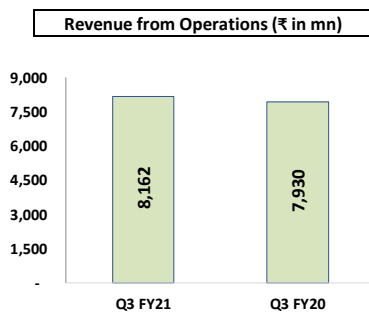
**Substantial improvement in Operations compared to Q2 FY21**

**Well placed to capitalise on Government's infrastructure push**

**Mumbai, February 9, 2021:** J. Kumar Infraprojects Limited (JKIL), a pure play EPC company having a niche in construction of Urban Infra Projects including Metros, Flyover, bridges etc. today announced its Unaudited Financial results for the quarter and nine month period ended December 31, 2020.

**Key Financial Highlights are as follows:**

Particulars (₹ In Mn)	Q3 FY21	Q3 FY20	Y-O-Y	9M FY21	9M FY20	FY20
<b>Revenue from Operations</b>	<b>8,162</b>	<b>7,930</b>	3%	15,789	20,928	<b>29,705</b>
EBIDTA	1,155	1,180	-2%	2,070	3,370	4,289
<b>EBIDTA Margin</b>	<b>14.1%</b>	<b>14.9%</b>		<b>13.1%</b>	<b>16.1%</b>	<b>14.4%</b>
PBT	617	740	-17%	441	1,930	2,333
<b>PBT Margin</b>	<b>7.6%</b>	<b>9.3%</b>		<b>2.8%</b>	<b>9.2%</b>	<b>7.9%</b>
PAT	449	557	-19%	312	1,525	1,836
<b>PAT Margin %</b>	<b>5.5%</b>	<b>7.0%</b>		<b>2.0%</b>	<b>7.3%</b>	<b>6.2%</b>
Cash PAT	<b>810</b>	<b>868</b>	-7%	1,377	2,438	<b>3,098</b>
<b>Cash PAT Margin %</b>	<b>9.9%</b>	<b>10.9%</b>		<b>8.7%</b>	<b>11.6%</b>	<b>10.4%</b>





### **Standalone Performance highlights for Q3 FY21**

**Revenue from Operations** for Q3 FY21 grew by 3% to ₹ 8,162 mn as compared to ₹ 7,930 mn in Q3 FY20. Revenue from Operations for 9M FY21 stood at ₹ 15,789 mn.

**EBIDTA** for Q3 FY21 stood at ₹ 1,155 mn as compared to ₹ 1,180 mn in Q3 FY20. EBIDTA for 9M FY21 stood at ₹ 2,070 mn.

**PBT** for Q3 FY21 stood at ₹ 617 mn as compared to ₹ 740 mn in Q3 FY20. PBT for 9M FY21 stood at ₹ 441 mn.

**PAT** for Q3 FY21 stood at ₹ 449 mn as compared to ₹ 557 mn in Q3 FY20. **PAT** for 9M FY21 stood at ₹ 312 mn. Diluted EPS (not annualised) for Q3 FY21 stood at ₹ 5.94 per equity share as compared to ₹ 7.36 per equity share for Q3 FY20.

We expect further ramp up in execution and revenue recognition in Q4 FY21. The company continued its focus on working capital management and quality of order book.

Our **Total Order book** as on **December 31, 2020** stood at **₹ 1,09,167 mn**. The order book inter alia includes Metro projects (elevated and underground) contributing ~ 51%, while Flyover, Bridges & Roads projects contributes ~49%.

### **Key Developments**

- Awarded project totalling ₹ 22,592 mn FY21 despite pandemic
- Awarded project by MMRDA worth ₹ 10,518 mn for Sewri - Worli elevated connector during Q3 FY21
- Awarded project by GMRC worth ₹ 9,415 mn during Q4 FY21 for design, construction and completion of underground stations and tunnel for Surat Metro.

**On the performance Mr. Kamal Gupta, Managing Director commented,** *“With relaxation in lockdown and improvement in availability of workforce, we were able to substantially improve execution compared to Q2 FY21. We grew by 3% y-o-y as compared to Q3FY20. The ground level activities points toward further improvement in execution.*

*The net debt level improved from 0.10x as at March 31, 2020 to 0.08x as at December 31, 2020. Our focussed approach on maintaining profitability and cash flow will help us to achieve our goal of further reduction in debt levels in coming years.*

*The strong impetus from the Government on pushing infrastructure development projects in the recent budget announcement to kick start the economy is very positive for the sector and overall economy. Companies with credible balance sheet and execution track record would be benefitting*



*most from the same. With our expertise and track record, we are hopeful of being awarded more such Urban Infra Projects across the country. With a net debt equity ratio of 0.08x, we have sufficient headroom to capitalise on opportunities of huge Infrastructure development in country. We expect the tendering activities to intensify further in coming quarters. With the sustained order inflow and our expertise in executing and delivering projects on time we are optimistic that we shall witness a healthy and sustainable growth. The Company has sufficient cash as well as unutilised working capital facilities to undertake large projects and also to ramp up execution of existing projects.”*

### **About J. Kumar Infraprojects Limited**

J. Kumar Infraprojects Ltd, is one of the few EPC companies to conform to ISO standards “ISO 9001:2015, ISO 14001:2015 & OHSAS 18001:2007” for Quality Management Systems, Occupational Health and Safety Management System and Environmental Management System. JKIL has developed a niche in construction of Urban Infra Projects including Metros, Flyover, bridges etc. It is renowned for undertaking design and construction projects on a turnkey basis meeting their clients’ requirements to effect. JKIL is focused on EPC projects, having strong foothold in various sectors like Urban Infrastructure, Transportation Engineering, Piling & Civil Construction etc.

For more information please visit [www.jkumar.com](http://www.jkumar.com)

### **Safe Harbor Statement**

Statements in this document relating to future status, events, or circumstances, including but not limited to statements about plans and objectives, the progress and results of research and development, potential project characteristics, project potential and target dates for project related issues are forward-looking statements based on estimates and the anticipated effects of future events on current and developing circumstances. Such statements are subject to numerous risks and uncertainties and are not necessarily predictive of future results. Actual results may differ materially from those anticipated in the forward-looking statements. The company assumes no obligation to update forward-looking statements to reflect actual results changed assumptions or other factors.

<b>Company</b>	<b>Investor Relation Advisors</b>
<b>J. Kumar Infraprojects Limited</b> <b>Mr. Arvind Gupta</b> Designation – CFO Tel No: +91 22 6774 3555 Email id: <a href="mailto:arvind.gupta@jkumar.com">arvind.gupta@jkumar.com</a> <a href="http://www.jkumar.com">www.jkumar.com</a>	<b>Marathon Capital Advisory Private Limited</b> <b>Dr. Rahul Porwal</b>  Tel : +91-22-40030610 Email : <a href="mailto:rahul@marathoncapital.in">rahul@marathoncapital.in</a> <a href="http://www.marathoncapital.in">www.marathoncapital.in</a>